

"TRADER" SERVICE SHEET

522

# American 'GT' Valves

CHARACTERISTICS (below); BASE CONNECTIONS (overleaf)

(Information abstracted from recent issues of the American Journal "Electronics")

**40Z5/45Z5GT, 45Z5GT**

IHC half-wave rectifier

Heater ... .. 45V, 0-15A  
Max. anode volts... .. 125, AC  
Max. current ... .. 100mA

**35Z5GT**

IHC half-wave rectifier

Heater ... .. 35V, 0-15A  
Max. anode volts... .. 125, AC  
Max. current ... .. 100mA

**25Y4GT**

IHC half-wave rectifier

Heater ... .. 25V, 0-15A  
Max. anode volts... .. 125, AC  
Max. current ... .. 75mA

**25Z4GT**

IHC half-wave rectifier

Heater ... .. 25V, 0-3A  
Max. anode volts... .. 125, AC  
Max. current ... .. 125mA

**35Z4GT**

IHC half-wave rectifier

Heater ... .. 35V, 0-15A  
Max. anode volts... .. 125, AC  
Max. current ... .. 100mA

**25Z6GT**

IHC voltage-doubling rectifier

Heater ... .. 25V, 0-3A  
Max. anode volts... .. 235, AC  
Max. current ... .. 75mA

**50Y6GT**

IHC voltage-doubling rectifier

Heater ... .. 50V, 0-15A  
Max. anode volts... .. 125, AC  
Max. current ... .. 85mA

**25L6GT**

IHC beam tetrode

Heater ... .. 25V, 0-3A  
Anode ... .. 110V, 49mA  
Screen ... .. 110V, 4mA  
Load impedance ... .. 2,000 O

**35L6GT**

IHC beam tetrode

Heater ... .. 35V, 0-15A  
Anode ... .. 110V, 49mA  
Screen ... .. 110V, 3mA  
Load impedance ... .. 2,500 O

**50L6GT**

IHC beam tetrode

Heater ... .. 50V, 0-15A  
Anode ... .. 110V, 49mA  
Screen ... .. 110V, 4mA  
Load impedance ... .. 2,000 O

**70L7GT**

IHC beam tetrode and rectifier

Heater ... .. 70V, 0-15A  
Tetrode section :  
Load impedance ... .. 2,000 O  
Rectifier section :  
Max. anode volts... .. 125, AC  
Max. current ... .. 75mA

**32L7GT**

IHC pentode and rectifier

Heater ... .. 32 5V, 0-3A  
Tetrode section :  
Load impedance ... .. 2,000 O  
Rectifier section :  
Max. anode volts... .. 125, AC  
Max. current ... .. 60mA

**70A7GT**

IHC beam tetrode and rectifier

Heater ... .. 70V, 0-15A  
Tetrode section :  
Load impedance ... .. 2,500 O  
Rectifier section :  
Max. anode volts... .. 125, AC  
Max. current ... .. 60mA

**1A7GT**

DHC frequency changer

Heater ... .. 1-4V, 0-05A  
Pent. anode ... .. 90V, 0-55mA  
Pent. screen ... .. 45V, 0-6mA  
Osc. anode ... .. 90V, 1-2mA

**1N5GT**

DHC RF pentode

Heater ... .. 1-4V, 0-05A  
Anode ... .. 90V, 1-2mA  
Screen ... .. 90V, 0-3mA  
Conductance ... .. 0-75mA/V  
Int. impedance ... .. 1,500,000 O

**1C5GT**

DHC output pentode

Heater ... .. 1-4V, 0-1A  
Anode ... .. 90V, 7-5mA  
Screen ... .. 90V, 1-6mA  
Conductance ... .. 1-55mA/V  
Load impedance ... .. 8,000 O  
Power output ... .. 0-24W

**3Q5GT**

DHC beam tetrode

Heater (CT) ... .. 2-8V, 0-05A  
or ... .. 1-4V, 0-1A  
Anode ... .. 90V  
Screen ... .. 90V  
Conductance ... .. 2-1mA/V  
Load resistance ... .. 8,000 O  
Power output ... .. 0-27W

**1Q5GT**

DHC beam tetrode

Heater ... .. 1-4V, 0-1A  
Anode ... .. 90V, 9-5mA  
Screen ... .. 90V, 1-6mA  
Conductance ... .. 2-1mA/V  
Load impedance ... .. 8,000 O  
Power output ... .. 0-27W

**1H5GT**

DHC diode-triode

Heater ... .. 1-4V, 0-05A  
Triode anode ... .. 90V, 0-15mA  
Conductance ... .. 0-275mA/V  
Int. impedance ... .. 240,000 O

**25B8GT**

IHC RF pentode and triode

Heater ... .. 25V, 0-15A  
Pentode section :  
Conductance ... .. 2mA/V  
Int. impedance ... .. 185,000 O  
Triode section :  
Conductance ... .. 1-5mA/V  
Int. impedance ... .. 75,000 O

**1B8GT**

DHC beam tetrode, triode and diode

Heater ... .. 1-4V, 0-1A  
Tetrode section :  
Anode ... .. 90V, 6-3mA  
Screen ... .. 90V, 1-4mA  
Conductance ... .. 1-15mA/V  
Load impedance ... .. 14,000 O  
Power output ... .. 2-1W  
Triode section :  
Anode ... .. 90V, 0-15mA  
Conductance ... .. 0-175mA/V  
Int. impedance ... .. 240,000 O

**1D8GT**

DHC output pentode, triode and diode

Heater ... .. 1-4V, 0-1A  
Pentode section :  
Anode ... .. 90V, 5-0mA  
Screen ... .. 90V  
Load impedance ... .. 12,000 O  
Triode section :  
Anode ... .. 90V, 1-1mA  
Int. impedance ... .. 14,500 O

**6SA7GT**

IHC frequency changer

Heater ... .. 6-3V, 0-3A  
Anode ... .. 250V, 3-4mA  
Screen ... .. 100V, 8mA

**12SA7GT**

IHC frequency changer

Heater ... .. 12-6V, 0-15A  
Anode ... .. 250V, 3-4mA  
Screen ... .. 100V, 8mA

**6SJ7GT**

IHC RF pentode

Heater ... .. 6-3V, 0-3A  
Anode ... .. 250V, 3-0mA  
Screen ... .. 100V  
Conductance ... .. 1-65mA/V  
Int. impedance ... .. 1,500,000 O

**12SJ7GT**

IHC RF pentode

Heater ... .. 12-6V, 0-15A  
Anode ... .. 250V, 0-3mA  
Screen ... .. 100V  
Conductance ... .. 1-65mA/V  
Int. impedance ... .. 1,500,000 O

**6SK7GT**

IHC variable-mu RF pentode

Heater ... .. 6-3V, 0-3A  
Anode ... .. 250V, 0-2mA  
Screen ... .. 100V  
Conductance ... .. 1-65mA/V  
Int. impedance ... .. 1,500,000 O

**12SK7GT**

IHC variable-mu RF pentode

Heater ... .. 12-6V, 0-15A  
Anode ... .. 250V, 0-2mA  
Screen ... .. 100V, 2-4mA  
Conductance ... .. 2mA/V  
Int. impedance ... .. 800,000 O

**6SQ7GT**

IHC double diode triode

Heater ... .. 6-3V, 0-3A  
Triode anode ... .. 250V, 0-8mA  
Conductance ... .. 1-1mA/V  
Int. impedance ... .. 91,000 O

**12SQ7GT**

IHC double diode triode

Heater ... .. 12-6V, 0-15A  
Triode anode ... .. 250V, 0-8mA  
Conductance ... .. 1-1mA/V  
Int. impedance ... .. 91,000 O

**6SF5GT**

IHC triode

Heater ... .. 6-3V, 0-3A  
Anode ... .. 250V, 0-8mA  
Conductance ... .. 1-5mA/V  
Int. impedance ... .. 66,000 O

**12SF5GT**

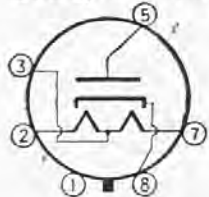
IHC triode

Heater ... .. 12-6V, 0-15A  
Anode ... .. 250V, 0-9mA  
Conductance ... .. 1-5mA/V  
Int. impedance ... .. 66,000 O

www.radio-workshop.co.uk

SELECTED AMERICAN 'GT' VALVES — ELECTRODE AND BASE CONNECTIONS

35Z5GT  
45Z5GT  
40Z5/45Z5GT



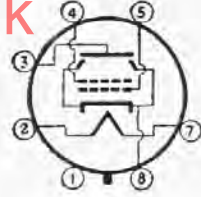
25Y4GT  
25Z4GT  
35Z4GT



25Z6GT  
50Y6GT



25L6GT  
35L6GT  
50L6GT



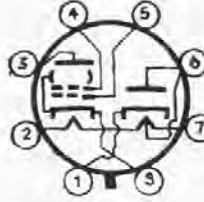
70L7GT



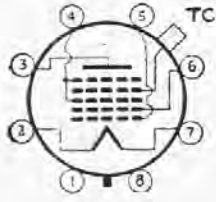
32L7GT



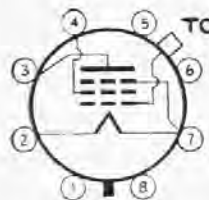
70A7GT



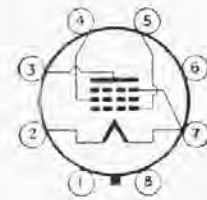
1A7GT



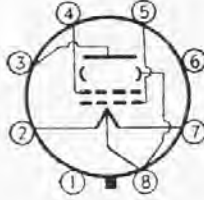
1N5GT



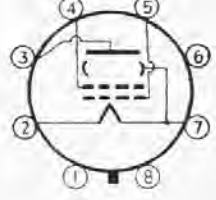
1C5GT



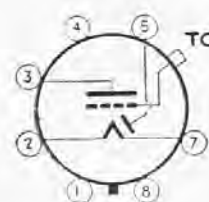
3Q5GT



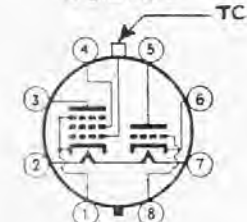
1Q5GT



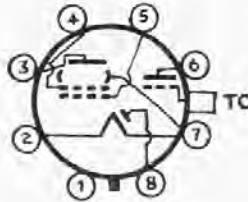
1H5GT



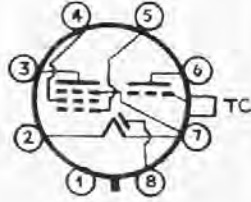
25B8GT



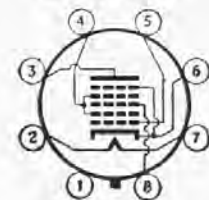
1B8GT



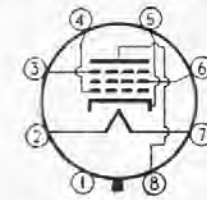
1D8GT



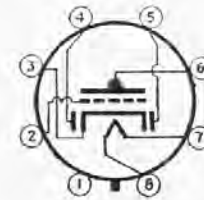
6SA7GT  
12SA7GT



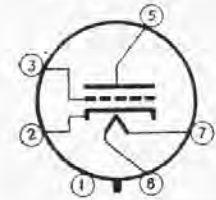
6SJ7GT, 12SJ7GT  
6SK7GT, 12SK7GT



6SQ7GT  
12SQ7GT



6SF5GT  
12SF5GT



NOTE.—All bases are of the American octal type. Blank pins are shown, but with no connection to them. Where a pin is missing it is omitted from the diagram. Main characteristics for the valves are given overleaf. The types shown are those chiefly used in this country.